



Genba Sopanrao Moze Trust's  
Genba Sopanrao Moze college of Engineering  
Balewadi, Pune- 411 045.

**STUDENTS FEED-BACK ANALYSIS**

Department:IT  
Class:SE,TE,BE

Academic Year: 2019-20

Particulars	1	2	3	4	5	6
1	5	5	4	5	5	4
2	5	5	5	5	4	5
3	5	5	4	5	4	5
4	4	5	4	4	5	4
5	5	5	4	5	5	5
6	5	5	4	4	5	5
7	5	5	5	5	5	4
8	5	5	5	5	5	5
9	4	4	5	4	4	5
10	4	5	5	4	4	4
11	5	5	5	4	4	5
12	4	4	4	4	5	5
13	5	5	5	5	5	5
14	5	5	5	5	5	4
15	4	4	4	4	5	5
16	4	5	5	4	5	5
17	5	5	5	4	4	5
18	4	4	4	4	5	5
19	5	5	5	5	5	5
20	5	5	5	5	5	4
21	4	5	5	4	5	5
22	5	5	5	4	5	4
23	5	5	5	5	5	4
24	5	5	5	5	5	5
25	4	4	5	4	4	5
26	4	5	5	4	4	4
27	5	5	5	4	4	5
28	4	4	4	4	5	5
29	5	5	5	5	5	5
30	5	5	5	5	5	4
31	4	4	4	4	5	5
32	4	5	5	4	5	5
33	5	5	5	4	4	5
34	4	4	4	4	5	5
35	5	5	5	5	5	5
36	5	5	5	5	5	4
37	4	4	5	4	5	5
38	5	5	5	5	5	5
<b>Total</b>	<b>175</b>	<b>181</b>	<b>179</b>	<b>169</b>	<b>180</b>	<b>179</b>
<b>Count</b>	<b>22</b>	<b>22</b>	<b>22</b>	<b>22</b>	<b>22</b>	<b>22</b>
<b>Average</b>	<b>7.95</b>	<b>8.23</b>	<b>8.14</b>	<b>7.68</b>	<b>8.18</b>	<b>8.14</b>

**summary**

1. Learning value (in terms of skills, concepts, knowledge, analytical	-	8.80
2.Depth of the course content	-	8.23
3.Syllabus is sufficient to make you analyze the engineering problems	-	8.14
4.Relevance for implementation in projects	-	9.60
5.Compatibility with industry standards	-	9.18
6.Applicability /relevance to real life situations	-	8.14

Ratings	Good-5
	Average-4
	poor-3







Genba Sopanrao Moze Trust's  
Genba Sopanrao Moze college of Engineering  
Balewadi, Pune- 411 045.

PARENTS FEED-BACK ANALYSIS

Department:IT

Academic Year: 2019-20

Particulars	1	2	3	4
1	5	5	4	4
2	5	4	5	4
3	5	5	4	5
4	5	5	4	5
5	5	5	4	5
6	5	5	5	5
7	5	5	5	5
8	5	4	5	4
9	5	5	4	5
10	4	4	5	5
11	5	5	5	4
12	5	4	4	5
13	5	5	5	5
14	4	4	4	4
15	5	5	5	5
16	5	5	5	5
17	5	5	4	5
18	5	5	5	5
<b>Total</b>	90	85	82	85
<b>Count</b>	21	21	50	21
<b>Average</b>	5.70	6.70	3.90	4.05

**Summary**

1.Is the syllabus capable of adding Learning values	-	6.13
2.Is our syllabus compatible with the industry	-	6.70
3.Is the syllabus sufficient enable students analyze	-	6.50
4.Extent of Efforts required by students	-	8.90

Ratings	Good-5
	Average-4
	poor-3





Genba Sopanrao Moze Trust's  
Genba Sopanrao Moze college of Engineering  
Balewadi, Pune- 411 045.

TEACHERS FEED-BACK ANALYSIS

Department: IT


Academic Year: 2019-20

Particulars	1	2	3	4	5
1	5	5	4	5	4
2	5	5	5	4	4
3	4	4	5	5	4
4	5	5	5	4	4
5	5	4	4	5	5
6	4	4	5	5	5
7	5	5	4	5	5
8	4	4	5	5	4
9	5	5	5	4	4
10	5	4	4	5	5
11	4	4	5	5	5
<b>Total</b>	51	49	51	52	49
<b>Count</b>	7	7	7	7	7
<b>Average</b>	7.29	7.00	7.29	7.43	7.00


**Summary**

1. Learning value (in terms of skills, concepts, knowledge,	-	8.13
2. Depth of the course content	-	7.15
3. Extent of the coverage of course	-	8.90
4. Relevance/learning value of project/report	-	7.43
5. Applicability /relevance to real life situations	-	6.90

Ratings	Good-5
	Average-4
	poor-3







**Genba Sopanrao Moze Trust's  
Genba Sopanrao Moze college of Engineering  
Balewadi, Pune- 411 045.**

Employers FEED-BACK ANALYSIS

Department: IT

Academic Year: 2019-20

Particulars	1	2	3	4
1	5	5	4	4
2	5	4	5	4
3	4	4	5	4
4	5	5	4	4
5	5	5	4	5
6	4	4	5	4
7	5	5	4	5
8	4	4	5	4
9	5	5	4	4
10	5	5	4	5
11	5	5	4	5
<b>Total</b>	24	23	22	21
<b>Count</b>	5	5	5	5
<b>Average</b>	4.80	4.60	4.40	4.20

**Summary**

1.Is the syllabus capable of adding Learning values (in terms of skills, concepts, knowledge, analytical abilities or broadening perspectives) in students	-	4.80
2.Is our syllabus compatible with the industry standards & applicable/relevant to real life situation	-	4.60
3.Is the syllabus sufficient enable students analyze the given problem & identify the necessary solutions	-	6.70
4.Extent of Efforts required by students	-	5.60

Rating	Good-5
	Average-4
	Poor-3





Genba Sopanrao Moze Trust's  
Genba Sopanrao Moze college of Engineering  
Balewadi, Pune- 411 045.

ALUMNI FEED-BACK ANALYSIS

Department: IT

Academic Year: 2019-20

Particulars	1	2	3	4	5	6
1	5	5	5	4	4	5
2	5	5	5	4	4	4
3	5	5	5	4	4	5
4	5	5	5	4	4	4
5	5	5	5	4	4	5
6	5	5	5	4	4	4
7	5	5	5	4	4	5
8	5	5	5	4	4	4
9	5	4	5	4	5	5
10	5	5	5	5	5	4
11	4	5	4	5	4	4
12	5	5	4	5	5	4
13	5	5	4	4	4	5
14	5	5	5	4	4	4
15	5	4	5	4	5	5
16	5	5	5	5	5	4
17	5	4	4	5	5	5
<b>Total</b>	<b>84</b>	<b>82</b>	<b>81</b>	<b>73</b>	<b>74</b>	<b>76</b>
<b>Count</b>	<b>9</b>	<b>9</b>	<b>9</b>	<b>9</b>	<b>9</b>	<b>9</b>
<b>Average</b>	<b>9.33</b>	<b>9.25</b>	<b>9.00</b>	<b>9.45</b>	<b>8.22</b>	<b>8.44</b>

### Summary

1. Learning value (in terms of skills, concepts,	-	9.33
2. Depth of the course content	-	9.44
3. Syllabus is sufficient to make you analyse the	-	8.99
4. Relevance for implementation in projects	-	9.45
5. Compatibility with industry standards	-	8.55
6. Applicability /relevance to real life situations	-	7.60

Rating	Good-5
	Average-4
	Poor-3






## Department of IT STUDENT FEEDBACK ON AMBIENCE

Academic year19-20


### 1.Computer Lab Facility

Below Avg	0%
Average	0%
Good	55%
Very Good	80%
Excellent	15%
	150%



### ICT Classroom Facility


Below Avg	0%
Average	0%
Good	33%
Very Good	70%
Excellent	25%



128%


### Library Facility

Below Avg	0.00%
Average	0.00%
Good	55.00%
Very Good	55.00%
Excellent	40.00%
	150.00%




### Drinking Water Facility

Below Avg	0.00%
Average	0.05%
Good	30.00%
Very Good	60.00%
Excellent	20.00%
	110.05%





### Wash room Facility

Below Avg	0.00%
Average	0.00%
Good	25.00%
Very Good	80.00%
Excellent	10.00%
	115.00%



### Internet Facility


Below Avg	0.00%
Average	0.05%
Good	30.00%
Very Good	60.00%
Excellent	20.00%



**Department of IT Engineering**  
**PARENT FEEDBACK ON AMBIENCE/FACILITY**  
 Academic year 19-20

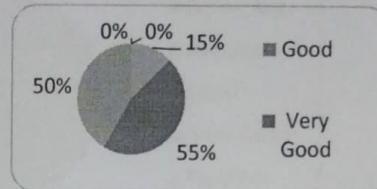
**1.Computer Lab Facility**

Below Avg	0%
Average	0%
Good	15%
Very Good	50%
Excellent	50%
	115%



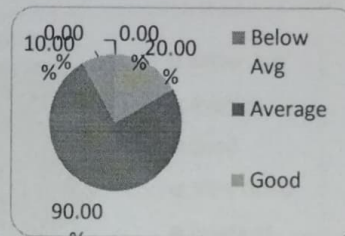
**ICT Classroom Facility**

Below Avg	0%
Average	0%
Good	15%
Very Good	55%
Excellent	50%
	120%



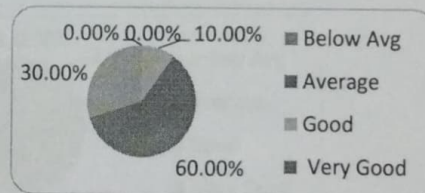
**Library Facility**

Below Avg	0.00%
Average	0.00%
Good	20.00%
Very Good	90.00%
Excellent	10.00%
	120.00%




**Drinking Water Facility**

Below Avg	0.00%
Average	0.00%
Good	10.00%
Very Good	60.00%
Excellent	30.00%
	100.00%




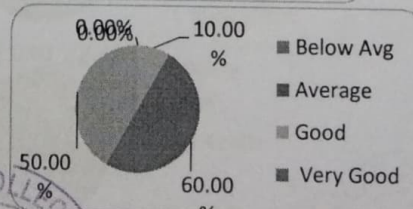
**Wash room Facility**

Below Avg	0.00%
Average	0.00%
Good	40.00%
Very Good	66.00%
Excellent	20.00%
	126.00%



**Internet Facility**

Below Avg	0.00%
Average	0.00%
Good	10.00%
Very Good	60.00%
Excellent	50.00%
	120.00%






**Department of IT Engineering**  
**Faculty FEEDBACK ON AMBIENCE/FACILITY**  
**Academic year 19-20**


**1. Computer Lab Facility**

Below Avg	0%
Average	0%
Good	0%
Very Good	90%
Excellent	20%
	110%



**ICT Classroom Facility**


Below Avg	0%
Average	0%
Good	42%
Very Good	50%
Excellent	30%



122%


**Library Facility**

Below Avg	0.00%
Average	0.00%
Good	30.00%
Very Good	53.00%
Excellent	43.00%
	126.00%




**Drinking Water Facility**

Below Avg	0.00%
Average	0.00%
Good	22.00%
Very Good	55.00%
Excellent	43.00%
	120.00%




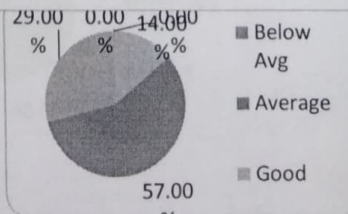
**Wash room Facility**

Below Avg	0.00%
Average	0.00%
Good	29.00%
Very Good	57.00%
Excellent	14.00%
	100.00%



**Internet Facility**

Below Avg	0.00%
Average	0.00%
Good	14.00%
Very Good	57.00%
Excellent	29.00%
	100.00%



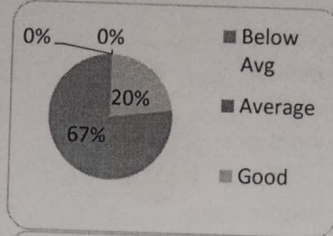


## Department of IT Engineering EMPLOYER FEEDBACK ON AMBIENCE/FACILITY

Academic year 19-20


### 1. Computer Lab Facility

Below Avg	0%
Average	0%
Good	20%
Very Good	67%
Excellent	0%
	87%



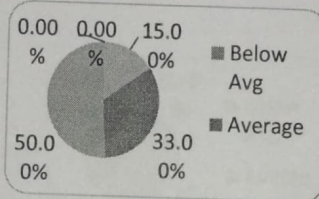
### ICT Classroom Facility

Below Avg	0%
Average	0%
Good	30%
Very Good	33%
Excellent	33%
	96%




### Library Facility

Below Avg	0.00%
Average	0.00%
Good	15.00%
Very Good	33.00%
Excellent	50.00%
	98.00%




### Drinking Water Facility

Below Avg	0.00%
Average	0.00%
Good	40.00%
Very Good	67.00%
Excellent	20.00%
	127.00%




### Wash room Facility

Below Avg	0.00%
Average	0.00%
Good	40.00%
Very Good	0.00%
Excellent	77.00%
	117.00%



### Internet Facility


Below Avg	0.00%
Average	0.00%
Good	33.00%
Very Good	40.00%
Excellent	60.00%
	133.00%



**Department of IT Engineering**  
**ALUMNI FEEDBACK ON AMBIENCE/FACILITY**  
**Academic year 19-20**


**1.Computer Lab Facility**

Below Avg	0%
Average	10%
Good	70%
Very Good	30%
Excellent	0%
	110%



**ICT Classroom Facility**


Below Avg	0%
Average	0%
Good	80%
Very Good	40%
Excellent	0%



120%


**Library Facility**

Below Avg	0.00%
Average	0.00%
Good	60.00%
Very Good	36.00%
Excellent	0.00%
	96.00%




**Drinking Water Facility**

Below Avg	0.00%
Average	0.00%
Good	70.00%
Very Good	60.00%
Excellent	0.00%
	130.00%



**Wash room Facility**

Below Avg	0.00%
Average	0.00%
Good	33.00%
Very Good	55.00%
Excellent	0.00%
	88.00%



**Internet Facility**

Below Avg	0.00%
Average	0.00%
Good	50.00%
Very Good	70.00%
Excellent	0.00%
	120.00%

